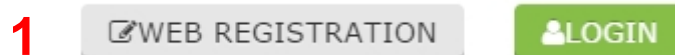


TUTORIAL: *UPLOAD ABSTRACT / PAPER*

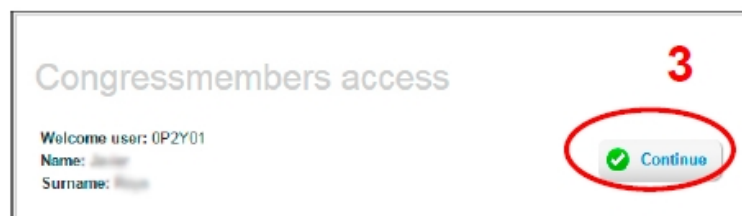
1. First, we will access www.reunionanualsne.es and select the top menu of SINOPSIS or PONENCIAS. Those attending the Annual Meeting should register on the web first through the button WEB REGISTRATION. The system will then send the credentials to the e-mail provided and your personal area will be displayed.



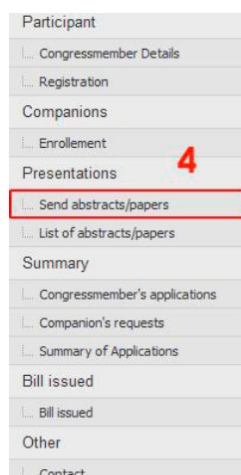
2. Once you obtain the access credentials, you can always return to this page to access your personal area to manage the ABSTRACT, PAPERS, REGISTRATION, etc. You must press the ACCESS button. The password is case sensitive, in addition to the spaces. It should be entered as it is provided.



3. Once "logged in", click Continue to access to the personal area.



4. In the side menu, choose the option **Presentations => Send abstracts/papers**



- Then, please, check that the form data are correct, otherwise you can change them in the left menu option. **Congressmember/Details.**

Abstracts/paper data

This is the info you have supplied. Please check it and if they are correct click: ACCEPT. In case they are incorrect, click on CHANGE. Thank you.

Abstracts/paper code: 432676

First author data:
 First Author: [redacted]
 ID Card Number: [redacted]
 Company: [redacted]
 Department:
 Position:
 Address: [redacted]
 City: [redacted]
 Province / State / Region: [redacted] **5**
 Postal Code: [redacted]
 Country:
 Office/Work Phone: [redacted]
 Home Phone:
 Fax:
 E-mail: [redacted]

Abstracts/paper....
 Authors: [redacted]
 Company of authors: [redacted]
 Title:
 Type of presentation: ABSTRACTS
 Topic: 1. FUEL

- Choose the presentation type

- Choose **TOPIC**

- Move on to the next screen by clicking on the Next button

Topics

Type of presentation: SINOPSIS **6**

Topic: --Seleccione... **7**

COMUNICACIÓN
 COMBUSTIBLE
 DESMANTELAMIENTO
 FUSIÓN
 I+D+I
 INGENIERÍA
 MANTENIMIENTO
 MEDICINA Y SALUD EN EL ÁMBITO NUCLEAR
 NIFVOS RFACTORRES

Continue

8

Next

- Enter the name of the company and first author, ie, the person who is sending the abstract or paper

10. Enter the title of the abstract or paper (Title) exactly as it appears in the document to be sent.

11. Please, accept the Privacy Policy and press the button Next.

Título

Título

Número máximo de palabras:0

Protección de datos

En cumplimiento de lo dispuesto en la Ley 15/1999, de 13 de diciembre de www.reunionanualsne.es usuarios pueden en todo momento ejercitar sus derechos de acceso, rectificación, cancelación y oposición de sus datos personales dirigiéndose por escrito a LA SOCIEDAD NUCLEAR ESPAÑOLA - Campoamor, 17, 1.º - 28004, Madrid. También pueden ejercer sus derechos a través de la dirección reunionanual@sne.es.

11 He leído y Acepto las condiciones

12

12. Please, check all the data you have entered are correct, otherwise you can correct them by pressing the **Change** button

Verification

13. Then go up the file of the synopsis (.DOC) in the official template format or the file of the paper (.PDF) by clicking Browse button and then click Send


Sending files

14. Finally, verify that process has ended and communication has been sent

Presentations

Form sent successfully..

15. Please, check on the **Presentations** menu => **List of abstract/papers**, that it has been successfully uploaded.
16. You may make the necessary changes until the Technical Committee establishes a date close to the deadline. You can review and update the submission sent in the Communications **menu**> **Uploaded Documents**





SOCIEDAD NUCLEAR ESPAÑOLA

- Congress
- Notices
- Documentation
- Participant
- Congressmember Details
- Companions
- Enrollement
- Presentations
 - Send abstracts/papers
 - List of abstracts/papers**
- Summary

Presentations

Presentations

Code:	Date:	Title:	Attachment1:	Change	Extend:
588835	03/04/2018	Uso de Redes Neuronales Artificiales para la mejora de la respuesta en los simuladores. Aplicacion al Big Data.	See attach.		

THE SPEAKER CAN UPDATE ALL THE DATA OF THE SUBMISSION ALREADY SENT

AT THE END OF THE PAGE, YOU CAN UPDATE THE ATTACHED FILE